
Make your IBM i Sizzle with WordPress



seidengroup.com

Seiden Group and Club Seiden

Alan is a leader and expert in PHP on IBM i; leader, Zend's PHP Toolkit for IBM i; and "Performance guru of PHP on IBM i"



Seiden Group is a team of experts available for mentoring/troubleshooting/project advice/development.



seidengroup.com, alan@seidengroup.com

Contact

Alan Seiden

alan@seidengroup.com

201-447-2437

www.SeidenGroup.com

twitter: [@alanseiden](https://twitter.com/alanseiden)



WordPress and its power

Open source giant

- Started as blog software
 - Now a true, although relatively simple, content management system (CMS)
- Popular
 - Millions of sites based on WordPress
 - Communities
- Careers launched
- PHP at its core... some Node.js now also
- Runs on all kinds of servers and IBM i

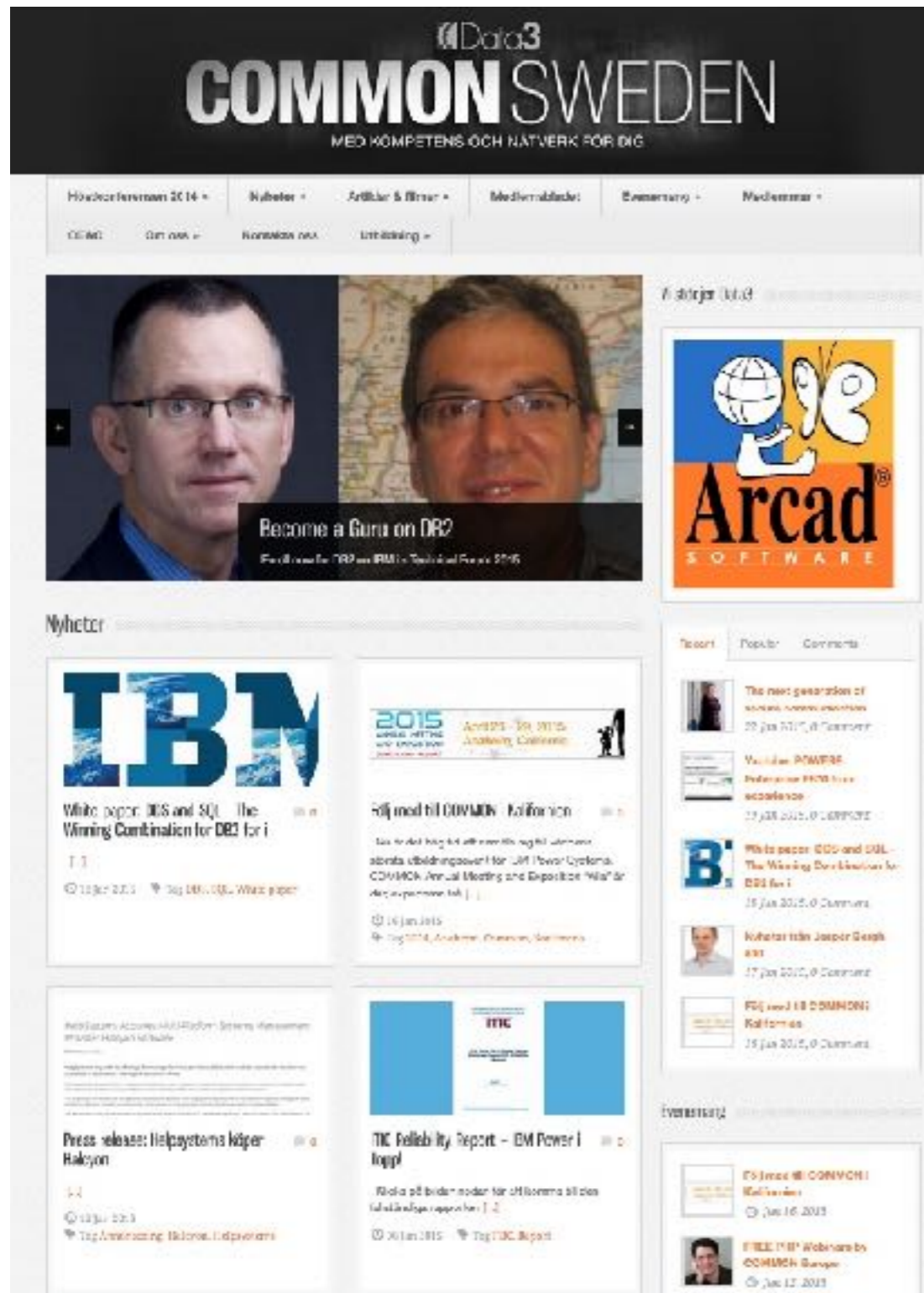
Just a blog? Website?

- Easy to add content
 - Posts—blog posts on one long page (newest on top)
 - Pages—About, Contact, Purchase, etc...
- Themes—choose a great look
- Plugins—add functionality
- Comments / Community

Examples

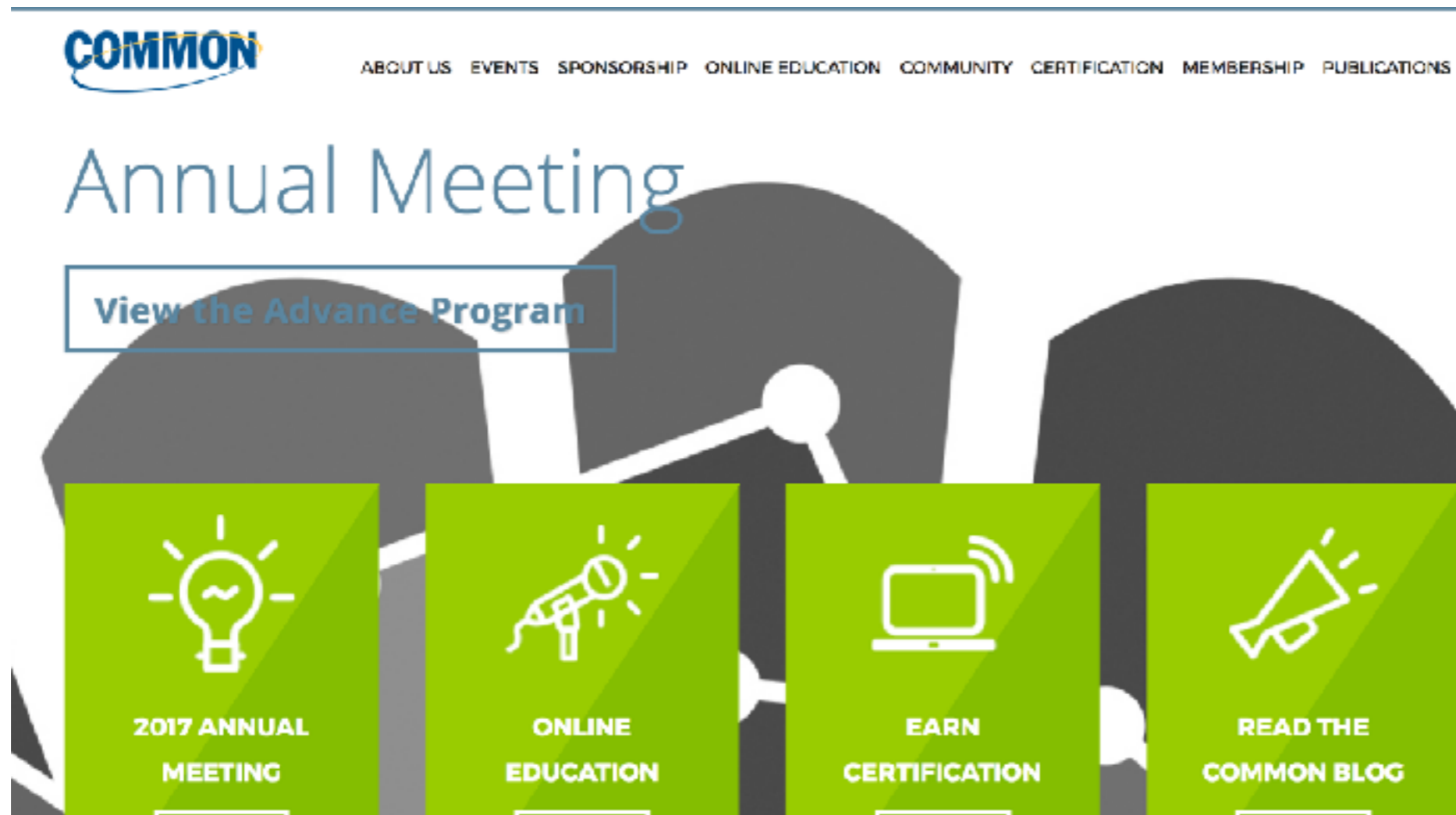
- nytimes.com
- USA Today
- official Star Wars blog
- Beyonce
- Xerox blogs
- seidengroup.com, godzillai5.wordpress.com (PHP Dave)

Data3



- News-style theme
- Themes are easy to download
 - **Some free, some not**
- Excellent at blogs but also good at general content management

COMMON.org



- Zend Server on IBM i
- Manages information and media

System i Developer

The screenshot shows the System i Developer Blogs website. The header includes the logo and a navigation menu with links: SID HOME, RPG & DB2 SUMMIT, SERVICES, COMMUNITY, DOWNLOAD, and ABOUT US. A sidebar on the left lists five authors with their names and photos: Tim Rowe (MODERN-I-ZATION), Susan Gantner (SUSAN SAYS...), Jon Paris (JON'S WORLD), Paul Tuohy (ITUOHY), and Von Enselman (ITHUSIASM). At the bottom of the sidebar is a link to 'Register / Log In to Comment'. The main content area features a banner for 'i Community Blogs' with the tagline 'for the IBM i development community' and a group of people. Below the banner is an article titled 'This is why we do it!' by Jon Paris, dated Dec 12, 2016, with 2 comments. The article text reads: 'As those of you who have attended one of our RPG & DB2 Summits will no doubt realize, there's a lot of work involved in putting on these events. A LOT. Right now, instead of just focussing on Christmas (and with it the wedding of our youngest daughter), we're already having to ramp up for the [...]' and ends with a 'Continue Reading...' link.

System i Developer BLOGS

SID HOME RPG & DB2 SUMMIT SERVICES COMMUNITY DOWNLOAD ABOUT US

MODERN-I-ZATION
with Tim Rowe

SUSAN SAYS...
with Susan Gantner

JON'S WORLD
with Jon Paris

ITUOHY
with Paul Tuohy

ITHUSIASM
with Von Enselman

[Register / Log In to Comment](#)

i Community Blogs
for the IBM i development community

This is why we do it!

DEC 12, 2016 JON PARIS UNCATEGORIZED 2 COMMENTS

As those of you who have attended one of our RPG & DB2 Summits will no doubt realize, there's a lot of work involved in putting on these events. A LOT. Right now, instead of just focussing on Christmas (and with it the wedding of our youngest daughter), we're already having to ramp up for the [...]

[Continue Reading...](#)

Community



WordPress
New York City Community



WELCOME TO THE
WORDPRESS NYC
MEETUP GROUP

[Home](#) [Members](#) [Sponsors](#) [Photos](#) [Pages](#) [Discussions](#) [More](#)

[My profile](#)



New York, NY
Founded Jun 28, 2006

[About us...](#)

[+ Invite friends](#)

WordPress Fanatics	5,653
Group reviews	147
Upcoming Meetups	1

Featured Meetup

Make your WordPress site quicker - Tips from USA Today

Export Tell a friend Share

Tuesday, March 21, 2017
7:00 PM

Microsoft
11 Times Square, New York, NY (map)

If you like most people, you care about how well your WordPress site runs and want to keep running as fast as possible. As you continue to make better quality products, this can take longer to do than originally intended. During my talk, I'll go over the things we do at USA Today to keep our sites running quickly and how we integrate with WordPress.com VIP in order to meet those demands. In addition, I'll go over the most important things you can do to make your sites load quickly and what you can do to make that happen now.

Are you going?

Yes

No

76 going

RSVPs close: Mar 20 at 12:00 PM



Steve Bruner
Co-Organizer,
Event Host



mark phelan
Green New Deal,
Full Employment,
20 million jobs,
100% Clean Energy: <http://www...>



Beverly Stacy



Adam Singer

Compare CMSes

- WordPress
 - Began with blogs
 - Can be customized but still easy to start with
- Drupal
 - “Enterprise” with sophisticated user roles and responsibilities
 - Has become like a programming framework in itself
- Joomla
 - Has lost ground but still active
 - Like Drupal lite

Goals and dreams

Your WordPress dreams

- Let's brainstorm
- Our notes will be at
 - <http://idevusr016.idevcloud.com:10080/wordpress/?p=70>

Another user group's

- Create user group membership site
- Boost career with blog posts and articles
- Learn new technology
- See what IBM i could do
- Provide forum for executives to share company news
- Create portals of business information

Technology/install

PHP & MySQL

- PHP and MySQL are foundations many internet sites
- MariaDB is a good substitute for MySQL
- These run on most platforms, including IBM i

php



Hosting options

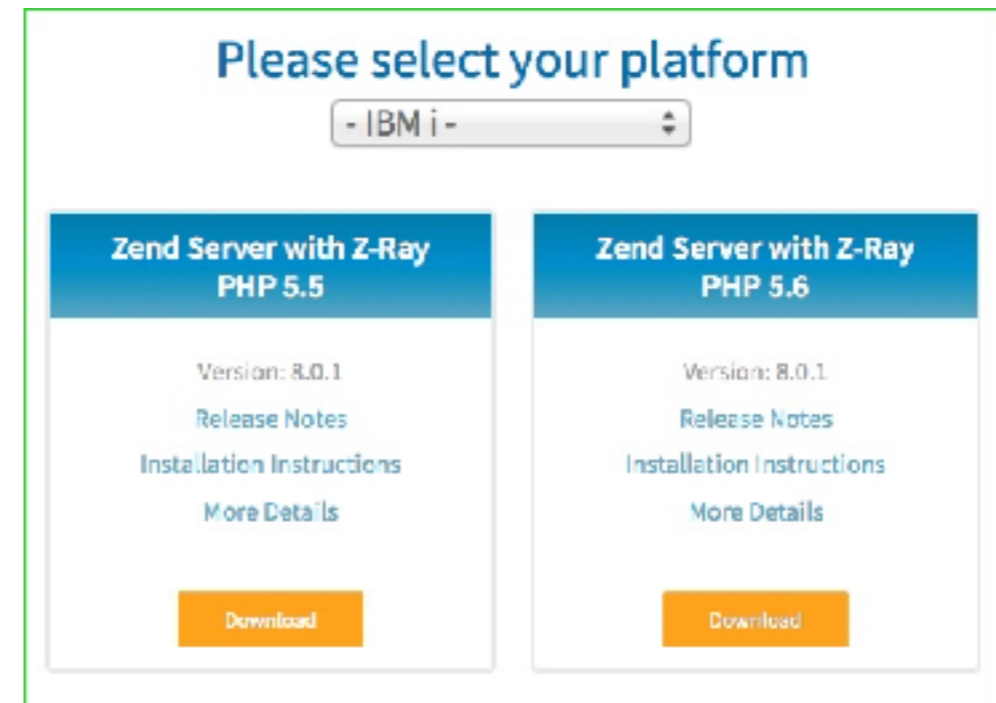
- Your PC
 - XAMPP PHP/MySQL download (Apachefriends.org) and others
 - Download code from wordpress.org or use packaged versions
 - Step-by-step instructions:
<https://premium.wpmudev.org/blog/setting-up-xampp/>
 - **EXERCISE: install on laptop**
 - Shared hosts such as bluehost (and many others)
- wordpress.com—starting at free
- Your IBM i!
 - Get code from wordpress.org

IBM i hosting

- Install Zend Server for IBM i
- Make sure you choose to install MySQL or MariaDB
 - For standalone MySQL or MariaDB for IBM i, download from here:
 - <http://www.zend.com/en/solutions/modernize-ibm-i/ibm-i-product/dbi>
- Then follow instructions here

Zend Server for IBM i (8.x)

- Download Zend Server 8.x
 - <http://www.zend.com/en/products/server/downloads-ibmi>
 - Easy upgrade from 6.x and 7.x

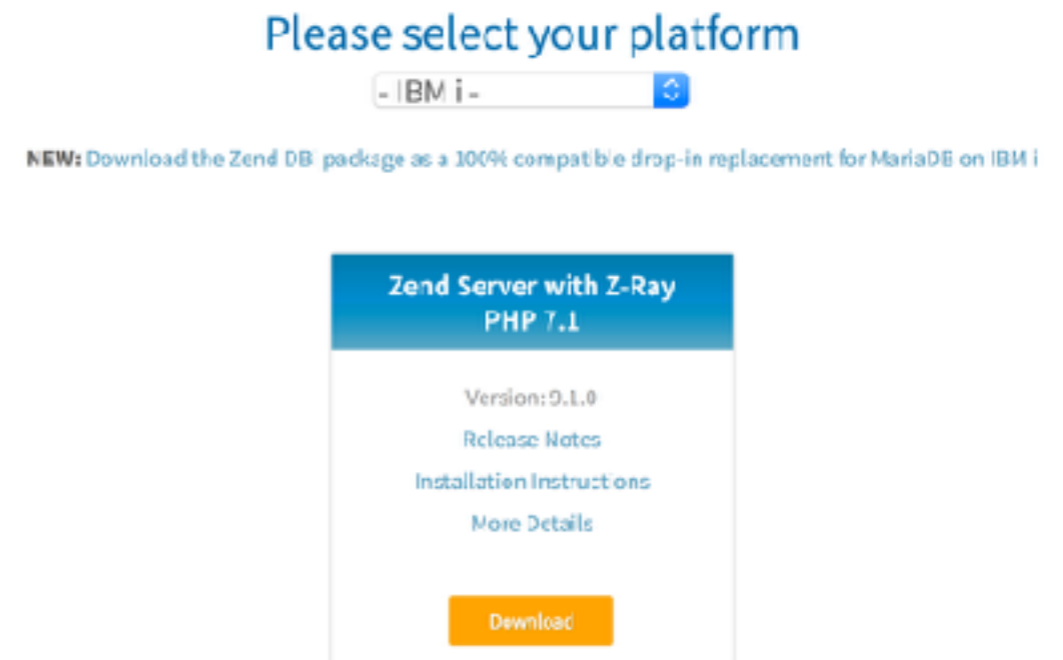


- Editions
 - <http://www.zend.com/en/products/server/editions>
 - Basic (free), Professional, Enterprise
 - Same download, different license

Zend Server for IBM i (9.x)

- Download Zend Server 9.x

- <http://www.zend.com/en/products/server/downloads#IBM%20i>
 - Includes PHP 7.1



- Editions

- <http://www.zend.com/en/products/server/editions>
- Basic (free), Professional, Enterprise
- Same download, different license

Install WordPress on IBM i

- If you have older Zend Server with MySQL (not MariaDB), get **older** (WordPress 4.1) from <https://wordpress.org/download/release-archive/>
- If you have newer version of ZS with MariaDB, get **newest** WordPress from <https://wordpress.org/download/>
- Unzip and then FTP to your document root (e.g. /www/zendsvr6/htdocs or /www/zendphp7/htdocs)
- Change wp-config-sample.php to wp-config.php
- Do some MySQL setup (**<http://rodflohr.com/set-the-zenddbi-mysql-root-user-password/>**)
 - and then configure database configuration (see next page)

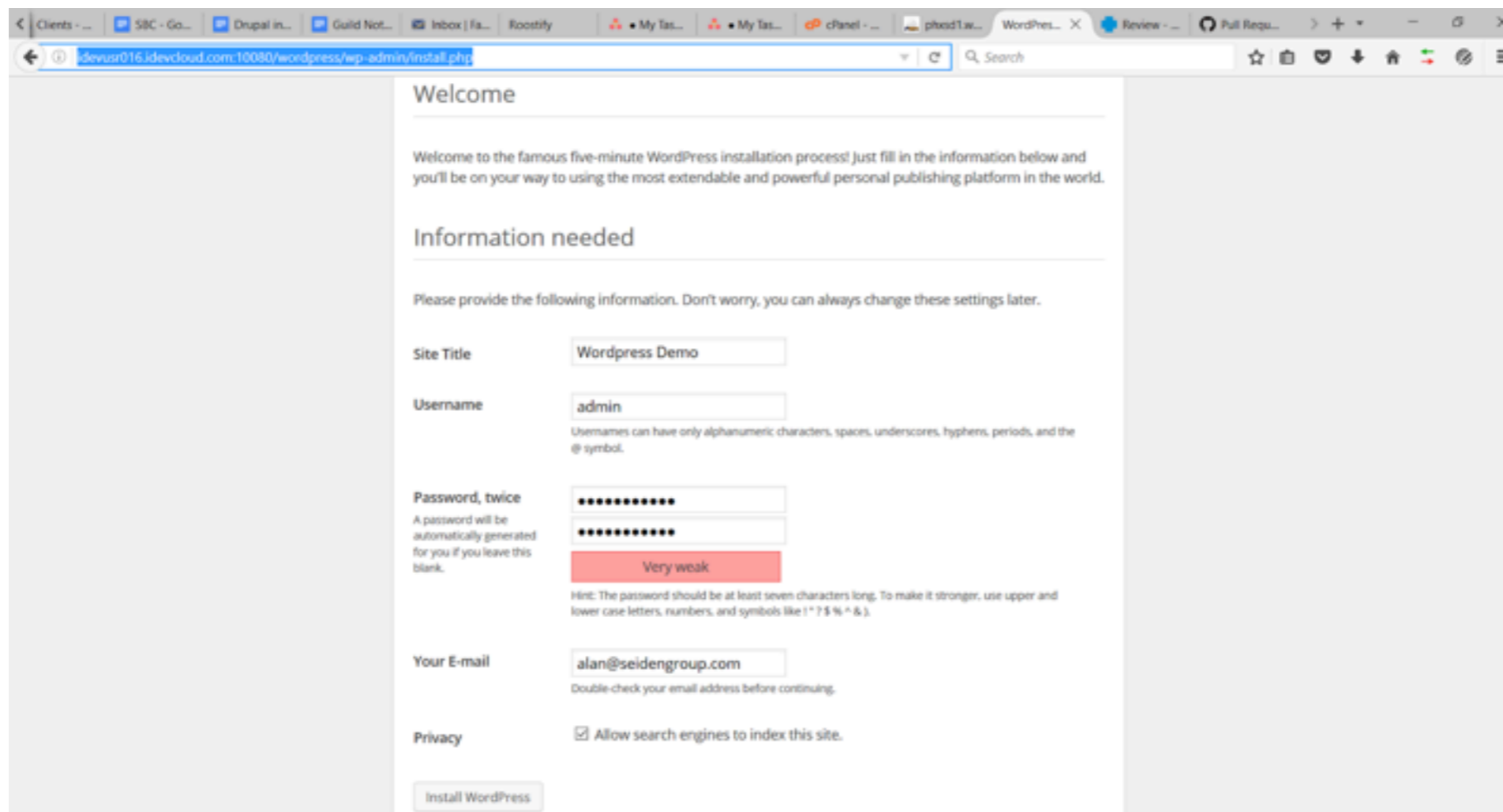
Database config in wp-config.php

```
*C:\Users\jordi\Downloads\wordpress-4.1\wordpress\wp-config-sample.php - Notepad++
File Edit Search View Encoding Language Settings Macro Run Plugins Window I
composer.json new 13 api.php ht_dir.php indexController.php new 14 new 15 new 16 README.M INSTALL.M INSTALL.mysql.M CRYPT.php random.php settings.php wp-config-sample.php
4 *
5 * This file has the following configurations: MySQL settings, Table Prefix,
6 * Secret Keys, and ABSPATH. You can find more information by visiting
7 * (@link http://codex.wordpress.org/Editing\_wp-config.php Editing wp-config.php)
8 * Codex page. You can get the MySQL settings from your web host.
9 *
10 * This file is used by the wp-config.php creation script during the
11 * installation. You don't have to use the web site, you can just copy this file
12 * to "wp-config.php" and fill in the values.
13 *
14 * @package WordPress
15 */
16
17 // ** MySQL settings - You can get this info from your web host ** //
18 /** The name of the database for WordPress */
19 define('DB_NAME', 'wpdemo');
20
21 /** MySQL database username */
22 define('DB_USER', 'steph');
23
24 /** MySQL database password */
25 define('DB_PASSWORD', 'zendadmin');
26
27 /** MySQL hostname */
28 define('DB_HOST', 'localhost');
29
30 /** Database Charset to use in creating database tables. */
31 define('DB_CHARSET', 'utf8');
32
33 /** The Database Collate type. Don't change this if in doubt. */
34 define('DB_COLLATE', '');
35
36 /**#@+
37 * Authentication Unique Keys and Salts.
38 *
39 * Change these to different unique phrases!
40 * You can generate these using the (@link https://api.wordpress.org/secret-key/1.1/salts/ WordPress.org secret-key service)
41 * You can change these at any point in time to invalidate all existing cookies. This will force all users to have to log in again.
42 *
43 * @since 2.6.0
44 */
45 define('AUTH_KEY', 'put your unique phrase here');
```

PHP Hypertext Preprocessor file length: 2702 lines: 81 Ln: 29 Col: 1 Sel: 0|0 UNIX UTF-8 IN5

Run installer

- Run the WordPress installation script from a browser.
- You'll be able to change settings later if needed. You'll create the Wordpress admin password for logging into Wordpress.
- Installation URL: `http://mysite:10080/wordpress/wp-admin/install.php`



The screenshot shows a web browser window with the URL `idvusr016.idevcloud.com:10080/wordpress/wp-admin/install.php`. The page is titled "Welcome" and contains the following information:

Welcome to the famous five-minute WordPress installation process! Just fill in the information below and you'll be on your way to using the most extendable and powerful personal publishing platform in the world.

Information needed

Please provide the following information. Don't worry, you can always change these settings later.

Site Title: Wordpress Demo

Username: admin
Usernames can have only alphanumeric characters, spaces, underscores, hyphens, periods, and the @ symbol.

Password, twice:
A password will be automatically generated for you if you leave this blank.
The password field shows two rows of dots. A red box below the fields indicates the password is "Very weak".
Hint: The password should be at least seven characters long. To make it stronger, use upper and lower case letters, numbers, and symbols like ! * ? \$ % ^ & ;.

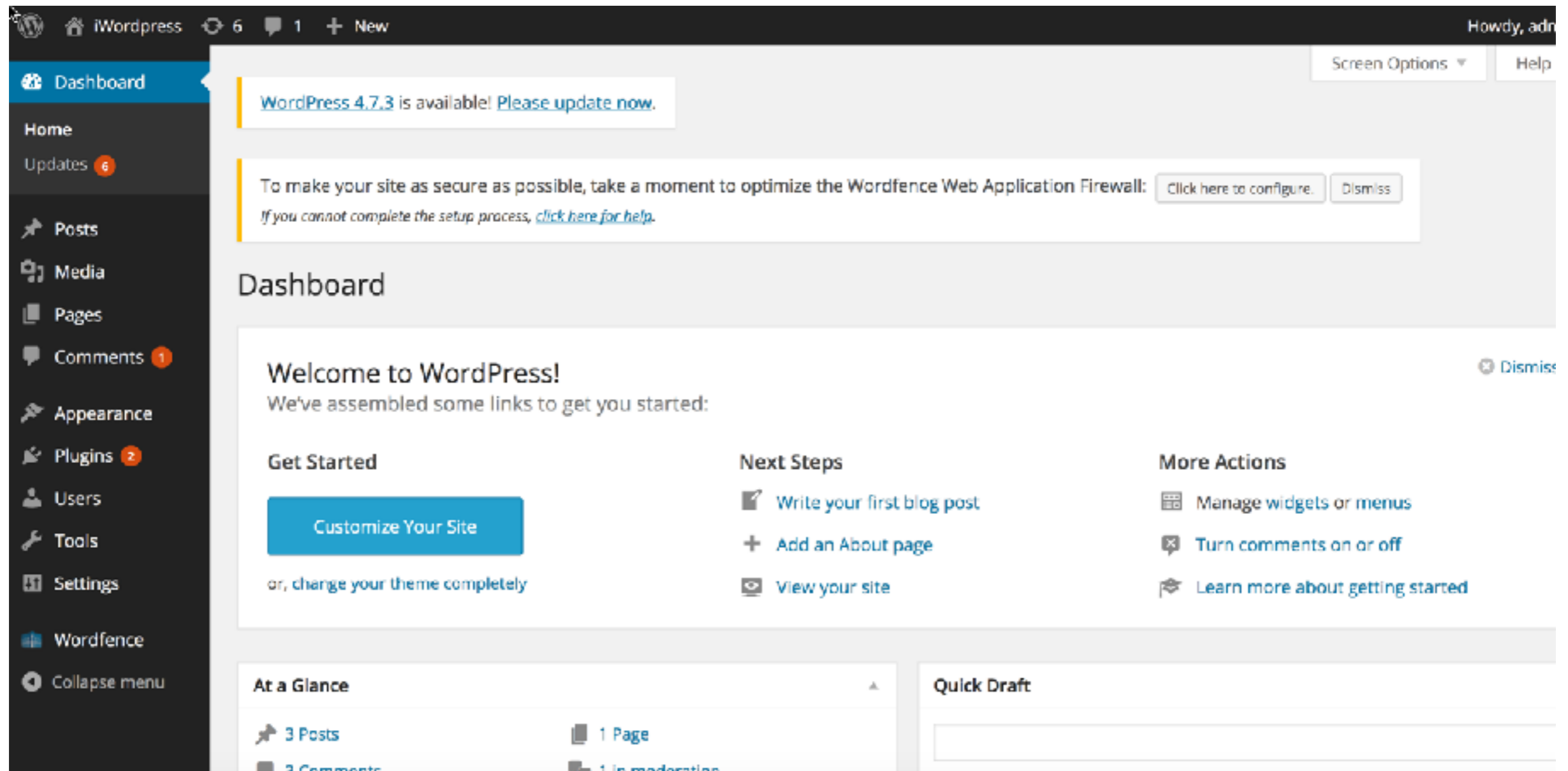
Your E-mail: alan@seidengroup.com
Double-check your email address before continuing.

Privacy: Allow search engines to index this site.

Install WordPress button

Admin dashboard

- mysite.com/wp-admin



The screenshot displays the WordPress Admin Dashboard interface. At the top, the browser address bar shows 'i Wordpress' and navigation icons for home, refresh, and new tabs. The dashboard header includes 'Howdy, admin' and 'Screen Options' and 'Help' menus. A notification banner at the top left states 'WordPress 4.7.3 is available! Please update now.' Below this, a security notice from Wordfence Web Application Firewall prompts the user to optimize the firewall, with 'Click here to configure' and 'Dismiss' buttons. The main content area is titled 'Dashboard' and features a 'Welcome to WordPress!' message with a 'Dismiss' button. Underneath, three columns of quick-start links are provided: 'Get Started' with a 'Customize Your Site' button and the text 'or, change your theme completely'; 'Next Steps' with links for 'Write your first blog post', 'Add an About page', and 'View your site'; and 'More Actions' with links for 'Manage widgets or menus', 'Turn comments on or off', and 'Learn more about getting started'. At the bottom, the 'At a Glance' widget shows site statistics: 3 Posts, 1 Page, 3 Comments, and 1 in moderation. The 'Quick Draft' widget is also visible on the right side.

Themes

Themes create the “look”

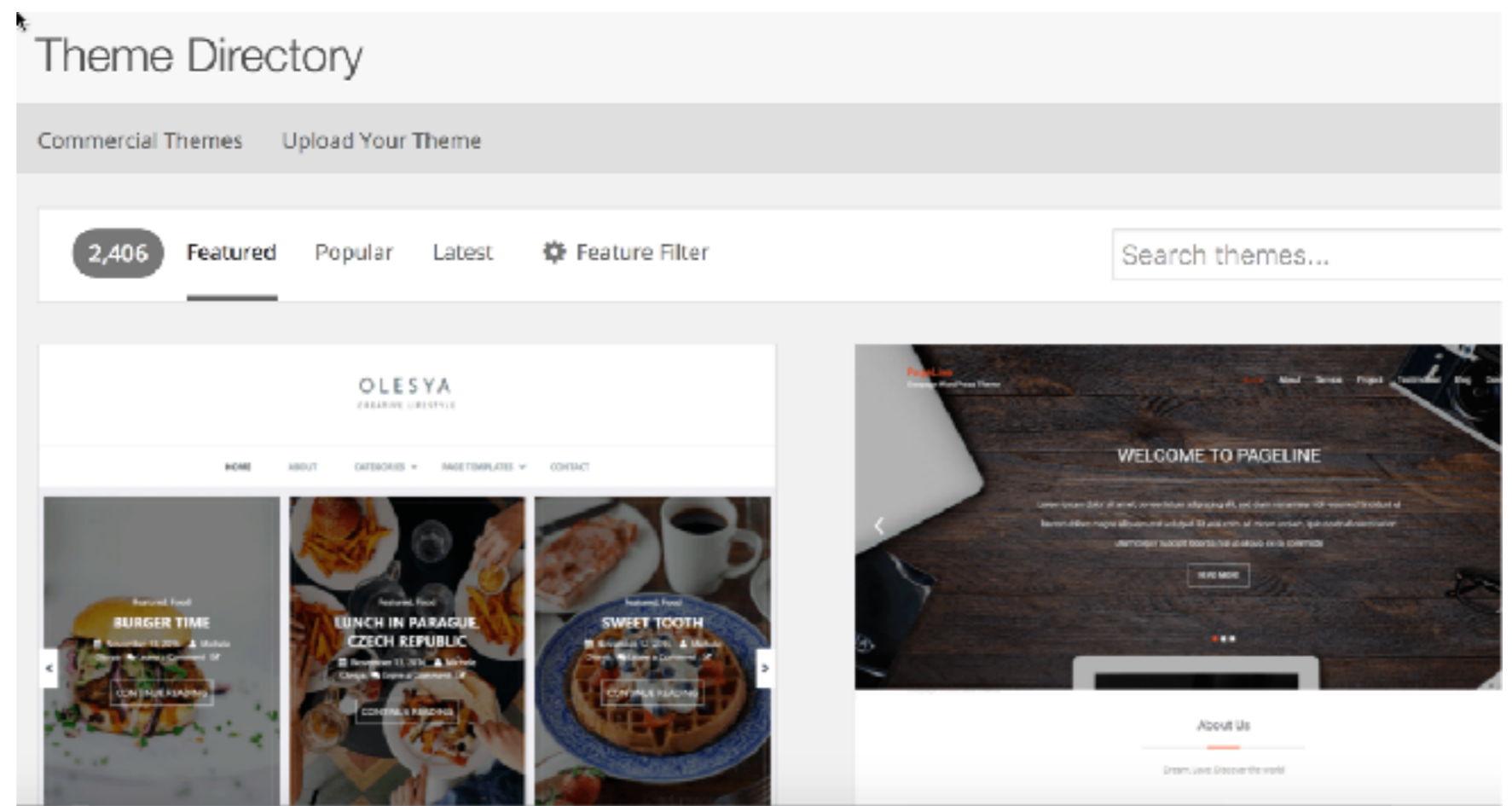
- Change site look with no programming or designer needed
- Modern themes are “responsive”
 - Look good on desktop, tablets, phones
 - Essential for search engines and user experience
- Some are sophisticated
- For a custom look, your designer can extend existing themes

Theme admin page

The screenshot displays the WordPress theme administration interface. On the left is a dark sidebar with navigation links: Dashboard, Posts, Media, Pages, Comments (1), Appearance (selected), Themes, Customize, Widgets, Menus, Header, Background, Editor, Plugins (2), Users, and Tools. The main content area features a top navigation bar with 'WordPress', '6', '1', and '+ New' icons, and a 'Howdy, H' user greeting. Below the navigation bar are two notification banners: one for 'WordPress 4.7.3 is available! Please update now.' and another for 'To make your site as secure as possible, take a moment to optimize the Wordfence Web Application Firewall:'. The 'Themes' section is active, showing '3' themes and an 'Add New' button. Three theme cards are displayed: 'Twenty Fourteen' (Active) with a 'Customize' button, 'Twenty Fifteen', and 'Twenty Thirteen'. Each card includes a 'Update Available' indicator and a preview of the theme's design.

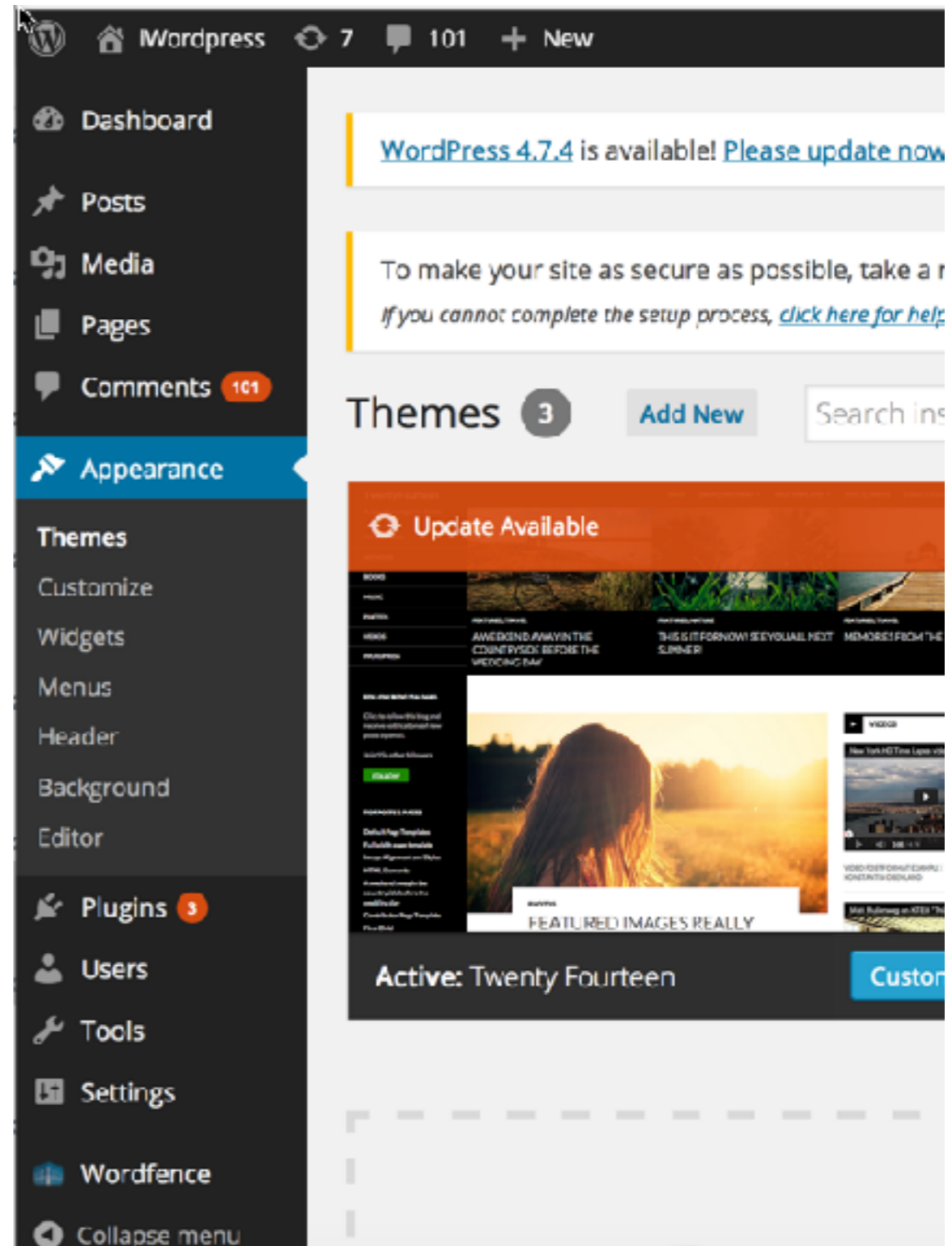
Free and paid themes

- Free themes here:
 - <https://wordpress.org/themes/>
- Also try Theme Forest and many more
- Huge industry



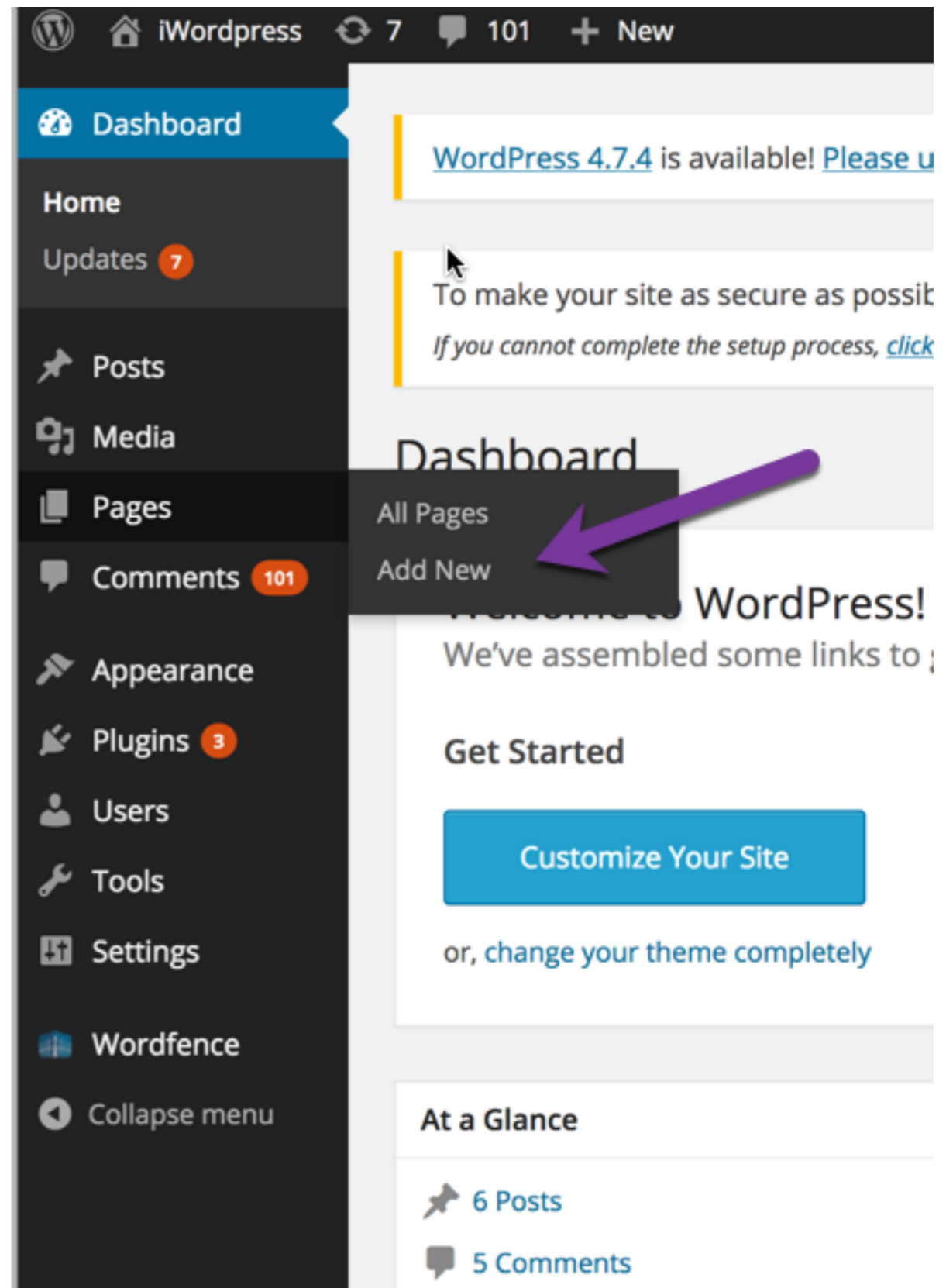
Now customize your look

- Theme
- Title
- Color
- Header image
- Widgets



Create a page, create a post

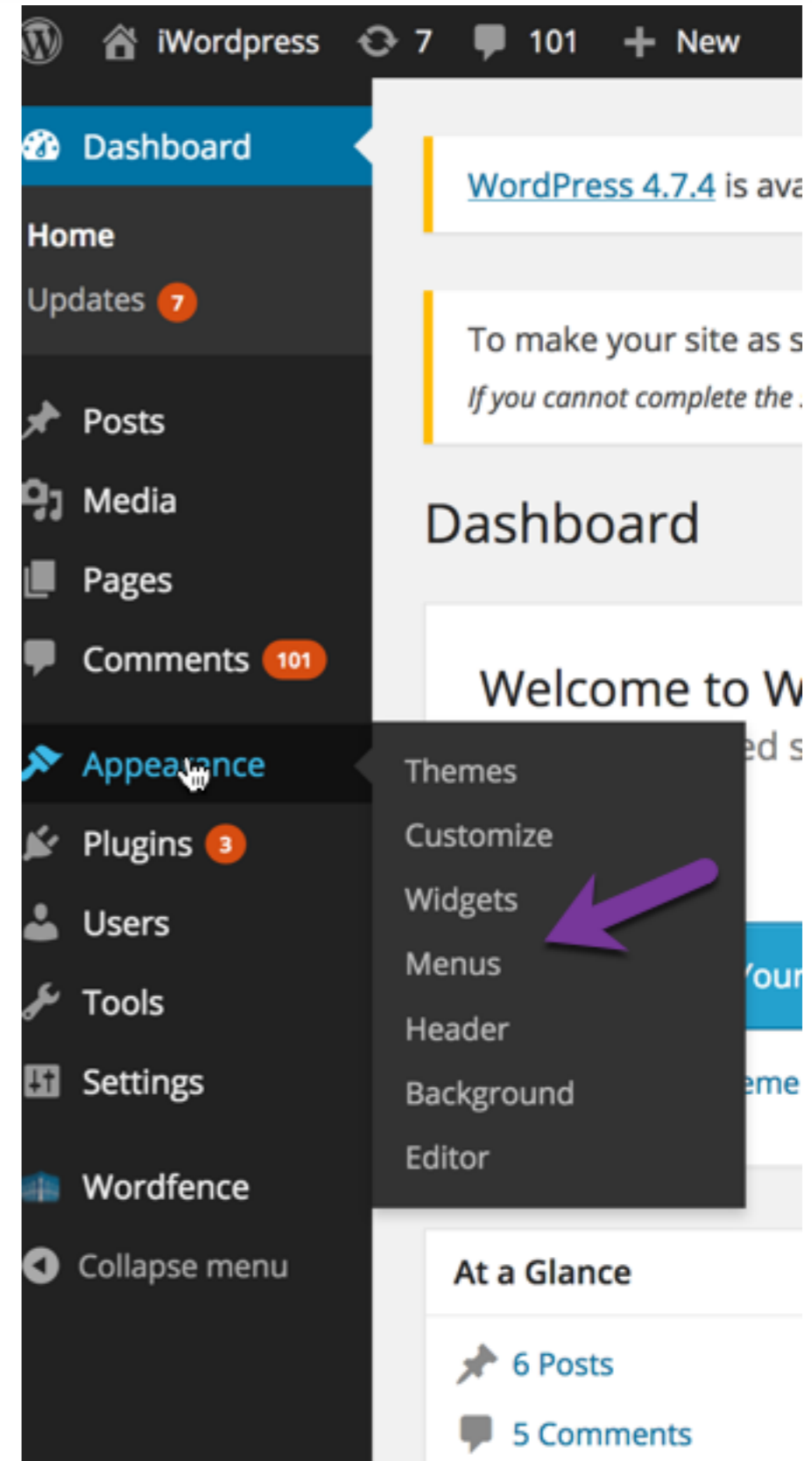
- Page: permanent, named page (e.g. About Us)
- Post: blog page will “move down” as it ages



The screenshot shows the WordPress dashboard interface. The left sidebar contains a menu with the following items: Dashboard, Home, Updates (7), Posts, Media, Pages, Comments (101), Appearance, Plugins (3), Users, Tools, Settings, Wordfence, and Collapse menu. The main content area displays several notifications and a 'Get Started' section. A purple arrow points to the 'Add New' button under the 'Pages' section in the sidebar. The 'Get Started' section includes a 'Customize Your Site' button and the text 'or, change your theme completely'. The 'At a Glance' section shows 6 Posts and 5 Comments.

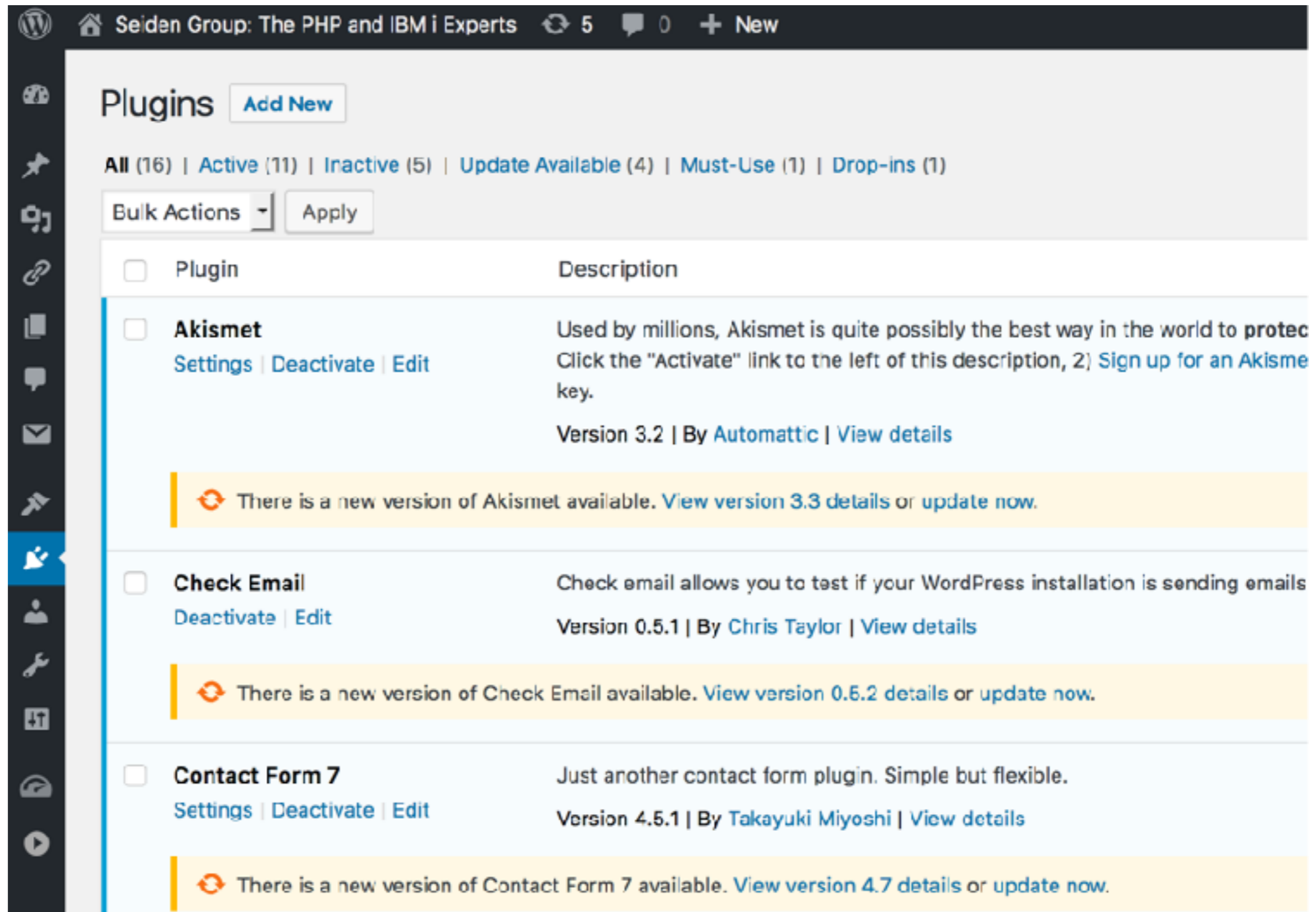
Create a menu and add page/post

- Create top-level menu
- add your pages/posts






Plugins

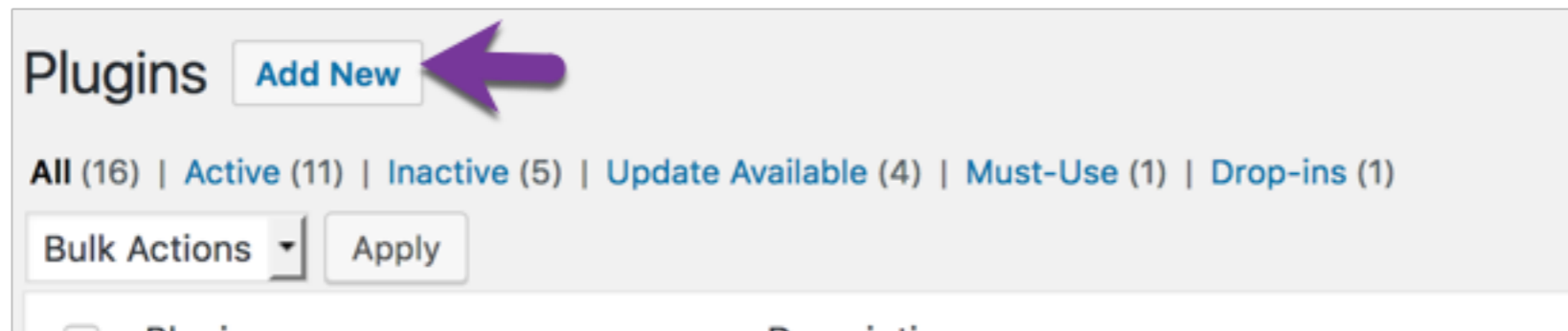
Plugin admin page



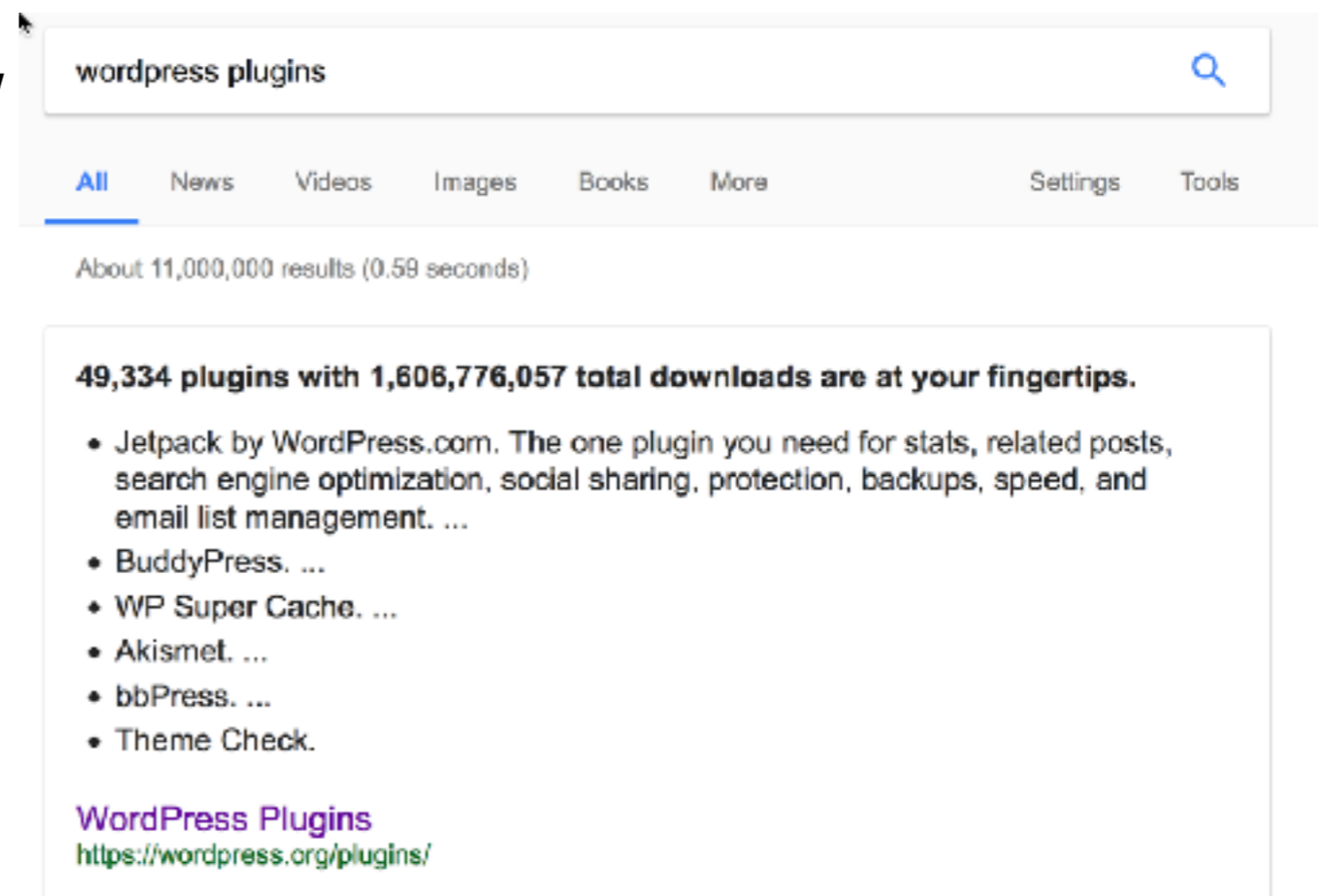
The screenshot displays the WordPress 'Plugins' administration page. At the top, the breadcrumb trail reads 'Seiden Group: The PHP and IBM i Experts' followed by navigation icons for refresh (5), comments (0), and a '+ New' button. The main heading is 'Plugins' with an 'Add New' button. Below this, filters are shown: 'All (16) | Active (11) | Inactive (5) | Update Available (4) | Must-Use (1) | Drop-ins (1)'. A 'Bulk Actions' dropdown menu and an 'Apply' button are also visible.

<input type="checkbox"/>	Plugin	Description
<input type="checkbox"/>	Akismet Settings Deactivate Edit	Used by millions, Akismet is quite possibly the best way in the world to protect your blog from comment spam. Click the "Activate" link to the left of this description, 2) Sign up for an Akismet key . Version 3.2 By Automattic View details
		 There is a new version of Akismet available. View version 3.3 details or update now .
<input type="checkbox"/>	Check Email Deactivate Edit	Check email allows you to test if your WordPress installation is sending emails. Version 0.5.1 By Chris Taylor View details
		 There is a new version of Check Email available. View version 0.5.2 details or update now .
<input type="checkbox"/>	Contact Form 7 Settings Deactivate Edit	Just another contact form plugin. Simple but flexible. Version 4.5.1 By Takayuki Miyoshi View details
		 There is a new version of Contact Form 7 available. View version 4.7 details or update now .

How to get more plugins



- “Add New” from plugins page, or.....
- wordpress.org/plugins/



Manual installation


- Manual installation helpful if QTMHHTTP doesn't have permissions to install automatically
- Download your WordPress Plugin to your desktop.
- If downloaded as a zip archive, extract the Plugin folder to your desktop.
- Read through the "readme" file thoroughly to ensure you follow the installation instructions.
- With your FTP program, upload the Plugin folder to the wp-content/plugins folder in your WordPress directory online.
- Go to Plugins screen and find the newly uploaded Plugin in the list.
- Click Activate to activate it.

A few special plugins

- WordFence Security
- Akismet spam stopper for blog comments
- Includeme (include external file, such as PHP/DB2 etc in pages)
- TablePress to show tables in your posts

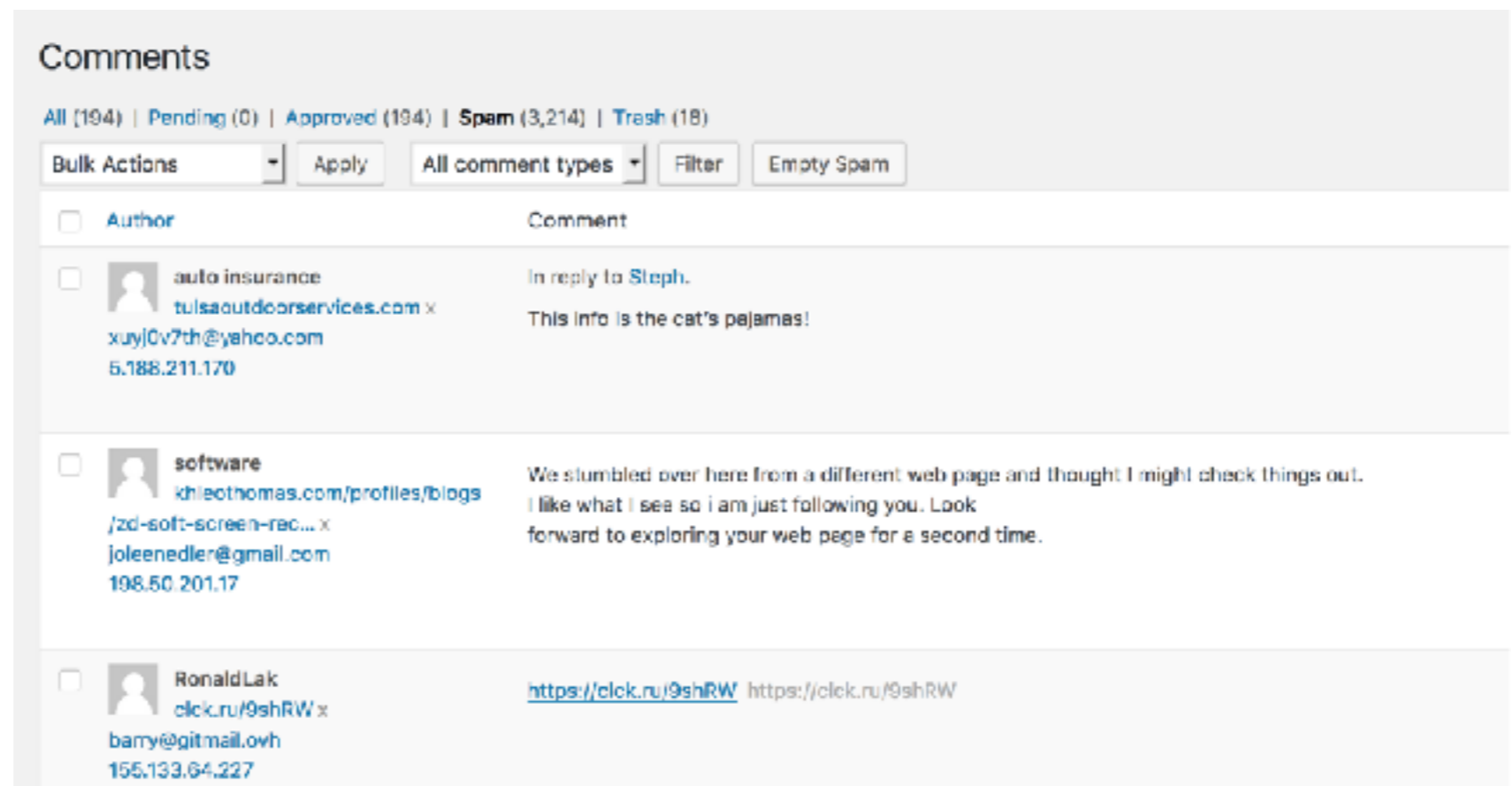
WordFence

- Security plugin
- <https://wordpress.org/plugins/wordfence/>
- Protects against brute force attacks, try to guess admin pw etc.
- Read about WordFence in Peter Macintyre's book, *Building Exceptional Sites with WordPress & Thesis*






Akismet

- Stops comment spam
- <https://wordpress.org/plugins/akismet/>
- Use to avoid thousands of spam comments (if you allow comments)

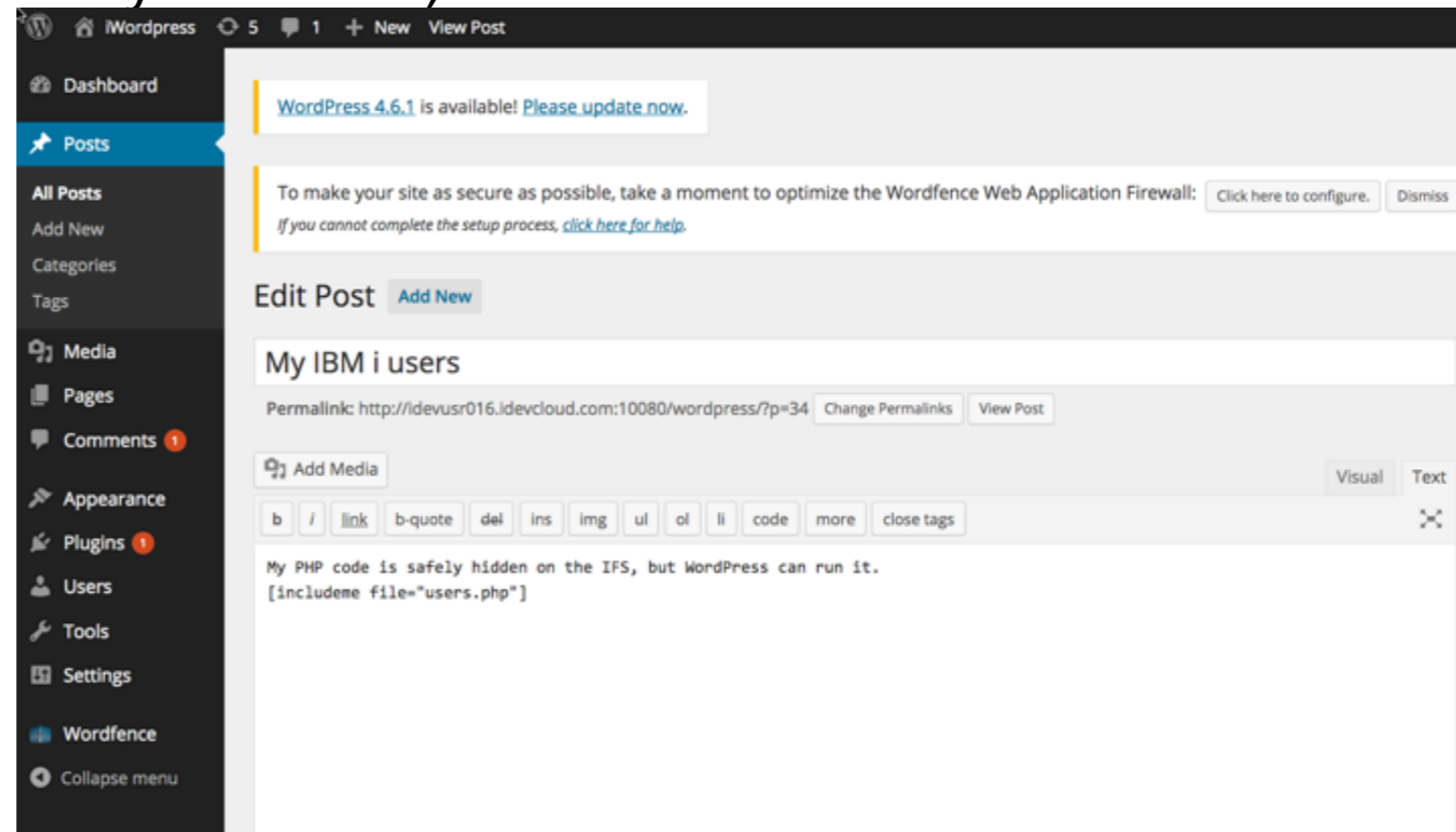


The screenshot shows the WordPress 'Comments' management interface. At the top, it displays the total number of comments in various states: All (194), Pending (0), Approved (194), Spam (3,214), and Trash (18). Below this, there are controls for bulk actions, an 'Apply' button, a dropdown for 'All comment types', a 'Filter' button, and an 'Empty Spam' button. The main area contains a list of comments, each with a checkbox, an author profile, and the comment text.

<input type="checkbox"/>	Author	Comment
<input type="checkbox"/>	 auto insurance tulsaoutdoorservices.com x xuyj0v7th@yahoo.com 5.188.211.170	In reply to Steph. This info is the cat's pajamas!
<input type="checkbox"/>	 software khleoethomas.com/profiles/blogs /zd-soft-screen-rec... x joleenedler@gmail.com 198.50.201.17	We stumbled over here from a different web page and thought I might check things out. I like what I see so i am just following you. Look forward to exploring your web page for a second time.
<input type="checkbox"/>	 RonaldLak clck.ru/9shRW x barry@gitmail.ovh 155.133.64.227	https://clck.ru/9shRW https://clck.ru/9shRW

IncludeMe

- Easy way to include custom PHP
- <https://wordpress.org/plugins/include-me/>
- Use a “shortcode” such as
[includeme file=“users.php”]
(Provide a file name from your IFS)
- Demo soon



TablePress

- Display tables in your posts or pages
- Used by GRAR site
- Import/export of CSV/JSON
- Point to URLs or other files for data

TablePress Demo

This is a demo table (with fictional data), that was created with the TablePress plugin:

Show entries

Search:

First Name ↕	Last Name ↕	ZIP ↕	Birthday ↕	Points ↕	Average ↕	Amount ↕
Gloria	Reeves	67439	10/18/1985	4	0.1	\$50
Graham	Bonner	90727	12/07/1983	4	0.9	\$90
Warren	Wheeler	99134	11/11/1984	2	0.7	\$50
Zena	Hale	19803	06/17/1987	9	0.3	\$90
Julia	Haupt	24116	03/15/1991	10	1.0	\$40
Rachel	English	58951	02/25/1982	7	0.3	\$20
Llonel	Barry	65036	02/17/1980	7	0.5	\$50
Zena	Spears	16874	12/13/1981	5	0.6	\$20
Dillon	Bradford	91543	01/20/1985	7	0.4	\$100
Haley	McLeod	99321	04/12/1980	4	0.1	\$20

IncludeMe demo

- Simple db code accessing IBM i service for users (list is here: <https://www.ibm.com/developerworks/community/wikis/home?lang=en#!/wiki/IBM%20i%20Technology%20Updates/page/DB2%20for%20i%20-%20Services/comment/eced898c-62ae-4546-8bdd-abb9828c9653>)

```
$conn = db2_connect('*LOCAL', '', '');
```

```
$sql = "select * From QSYS2.USER_INFO WHERE STATUS = '*ENABLED'";
```

```
$stmt = db2_prepare($conn, $sql);
```

```
db2_execute($stmt);
```

```
echo "<table style=\"width:500px\">";
```

```
while ($row = db2_fetch_array($stmt))
```

```
{
```

```
    echo "<tr>";
```

```
    echo "<td>" . $row[0] . "</td>";
```

```
    echo "<td>" . $row[3] . "</td>";
```

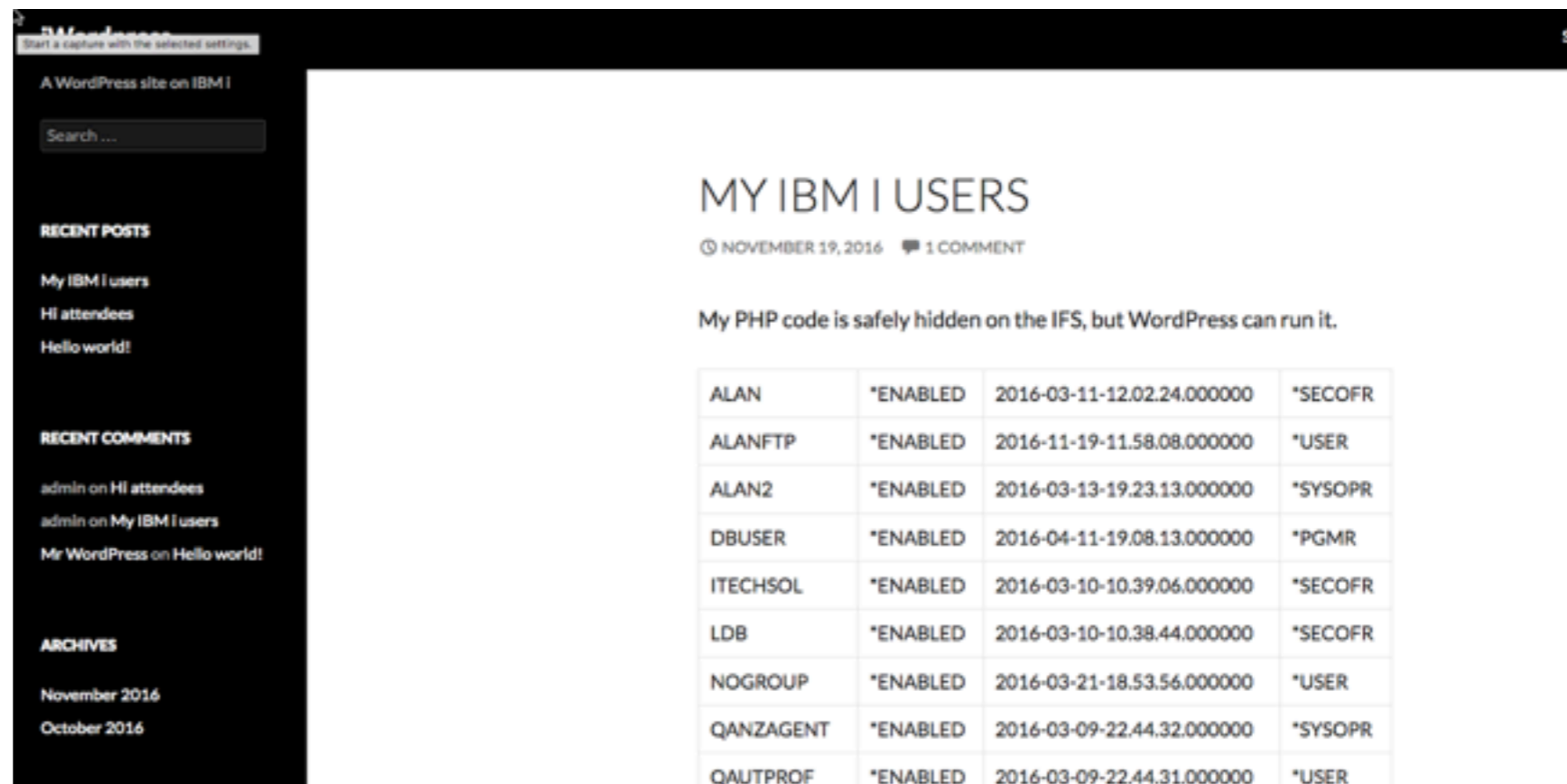
```
    echo "<td>" . $row[4] . "</td>";
```

```
    echo "<td>" . $row[10] . "</td>";
```

```
    echo "</tr>";
```

```
}
```

```
echo "</table>";
```



The screenshot shows a WordPress site on IBM i. The main content area displays a table titled "MY IBM I USERS" with the following data:

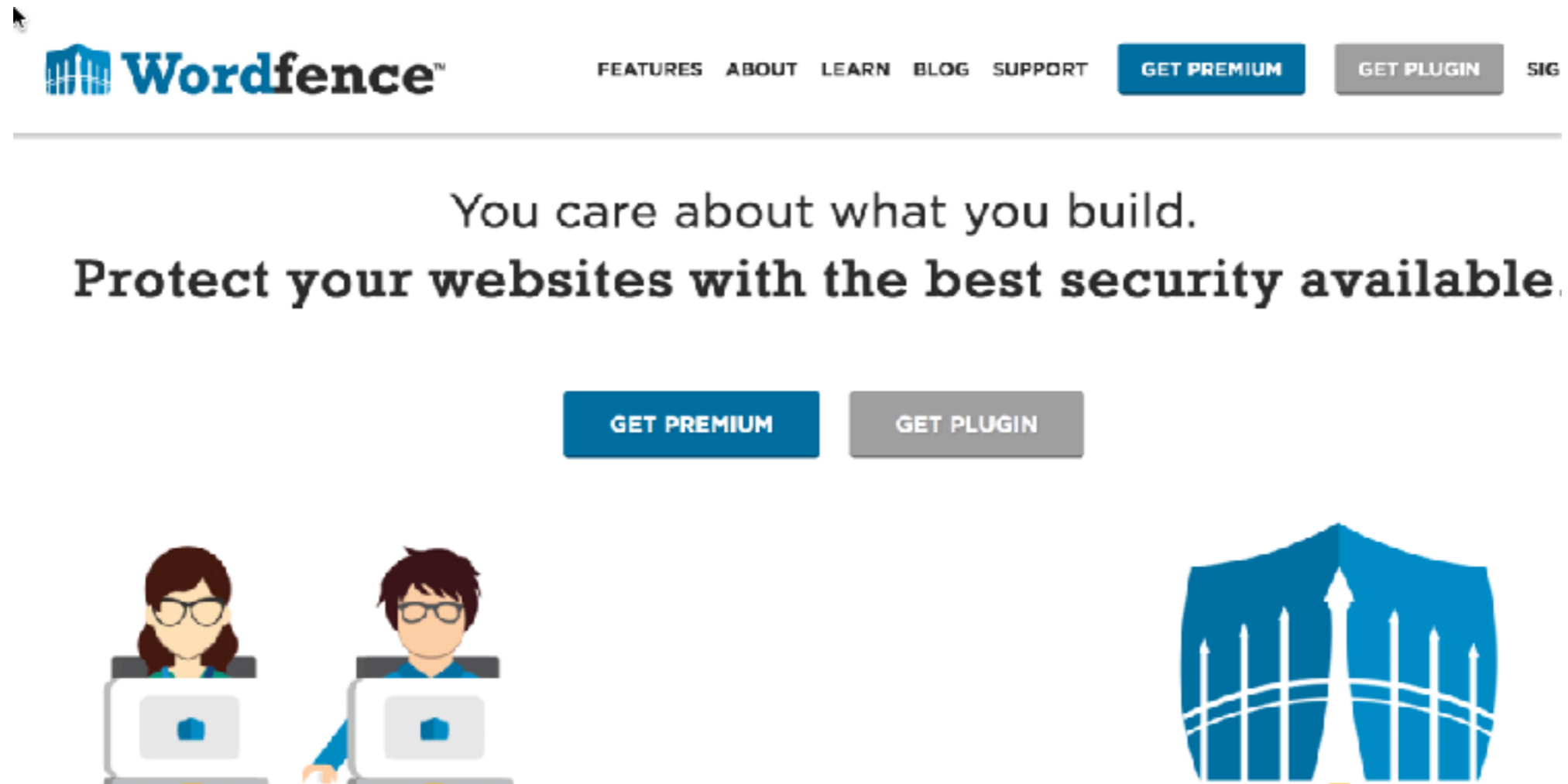
ALAN	*ENABLED	2016-03-11-12.02.24.000000	*SECOFR
ALANFTP	*ENABLED	2016-11-19-11.58.08.000000	*USER
ALAN2	*ENABLED	2016-03-13-19.23.13.000000	*SYSOPR
DBUSER	*ENABLED	2016-04-11-19.08.13.000000	*PGMR
ITECHSOL	*ENABLED	2016-03-10-10.39.06.000000	*SECOFR
LDB	*ENABLED	2016-03-10-10.38.44.000000	*SECOFR
NOGROUP	*ENABLED	2016-03-21-18.53.56.000000	*USER
QANZAGENT	*ENABLED	2016-03-09-22.44.32.000000	*SYSOPR
QAUTPROF	*ENABLED	2016-03-09-22.44.31.000000	*USER

The table is part of a post titled "MY IBM I USERS" dated November 19, 2016, with 1 comment. The post content includes the text: "My PHP code is safely hidden on the IFS, but WordPress can run it."

Security

Try WordFence and Askimet

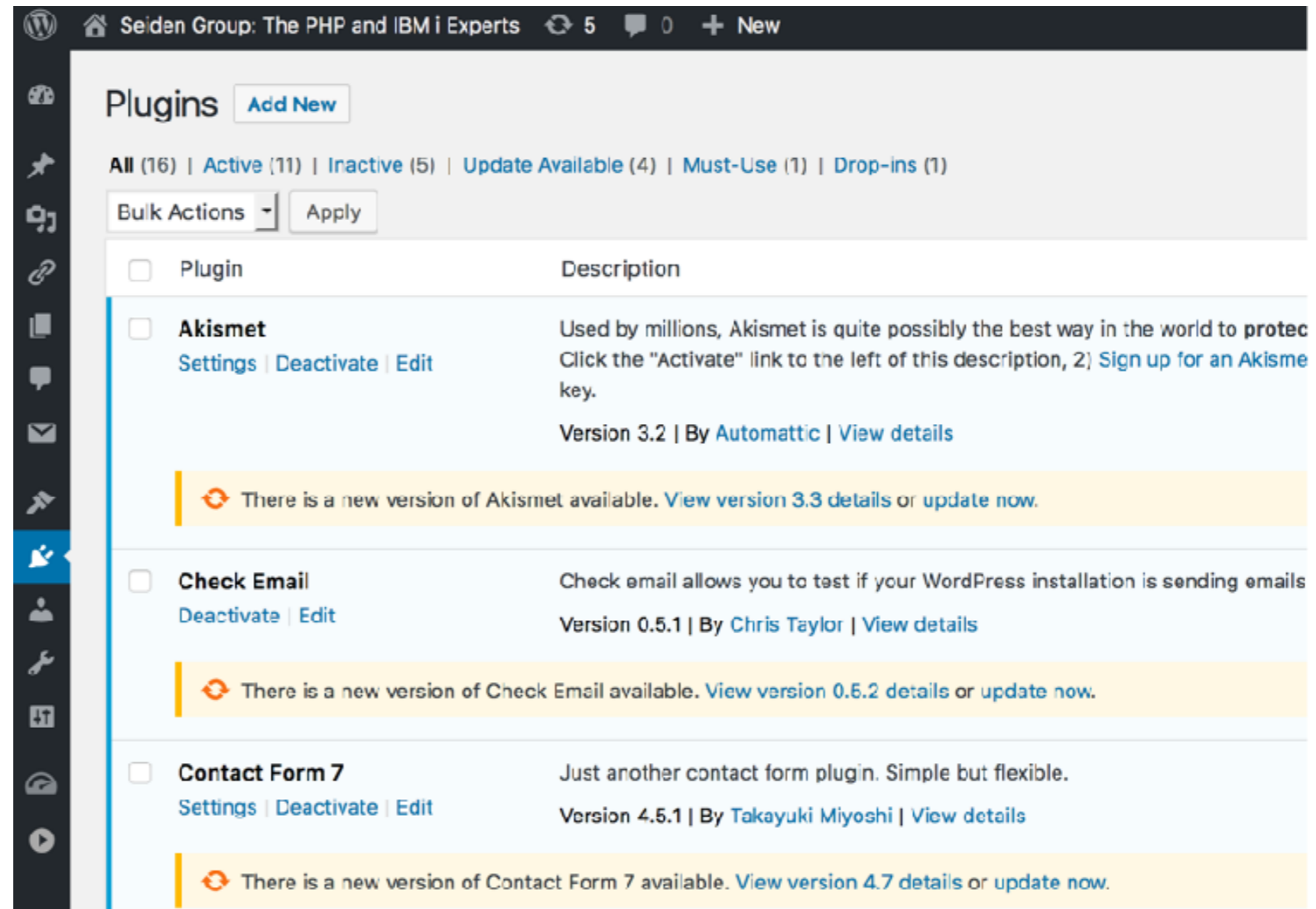
- Plugins noted earlier



The image shows a screenshot of the Wordfence website homepage. At the top left is the Wordfence logo, which consists of a blue shield icon with white vertical bars and the text "Wordfence™" in blue. To the right of the logo is a navigation menu with links for "FEATURES", "ABOUT", "LEARN", "BLOG", and "SUPPORT". Further right are two buttons: "GET PREMIUM" in blue and "GET PLUGIN" in grey. A small "SIG" link is visible at the far right. Below the navigation is a horizontal line. The main content area features the text "You care about what you build." followed by "Protect your websites with the best security available." in a larger, bold font. Below this text are two buttons: "GET PREMIUM" in blue and "GET PLUGIN" in grey. At the bottom of the page, there are two illustrations: on the left, a woman and a man wearing glasses and sitting at laptops; on the right, a blue shield icon with white vertical bars and a white arrow pointing upwards.

Update regularly

- A client wrote to me: “I have had a customer get hacked on the IBM i. We were running an outdated version of Joomla that I think was the culprit. It allowed them to load junk on the IFS.”
- Please update WordPress and plugins regularly.



The screenshot shows the WordPress dashboard's Plugins page for the site 'Seiden Group: The PHP and IBM i Experts'. The page displays a list of installed plugins with their descriptions and update status. Three plugins are shown with update notifications:

Plugin	Description	Update Status
<input type="checkbox"/> Akismet Settings Deactivate Edit	Used by millions, Akismet is quite possibly the best way in the world to protect your site from automated spam. (1) Click the "Activate" link to the left of this description, 2) Sign up for an Akismet key. Version 3.2 By Automattic View details	There is a new version of Akismet available. View version 3.3 details or update now .
<input type="checkbox"/> Check Email Deactivate Edit	Check email allows you to test if your WordPress installation is sending emails Version 0.5.1 By Chris Taylor View details	There is a new version of Check Email available. View version 0.5.2 details or update now .
<input type="checkbox"/> Contact Form 7 Settings Deactivate Edit	Just another contact form plugin. Simple but flexible. Version 4.5.1 By Takayuki Miyoshi View details	There is a new version of Contact Form 7 available. View version 4.7 details or update now .

Who can do what
(roles and access)

Roles

Default roles (https://codex.wordpress.org/Roles_and_Capabilities)

- Administrator
 - Full site control, configs, themes, etc
- Editor
 - Control over content
- Author
 - Manages/publishes her own posts
- Contributor
 - Can write but not publish
- Subscriber
 - Useful if you want to limit blog access to registered users

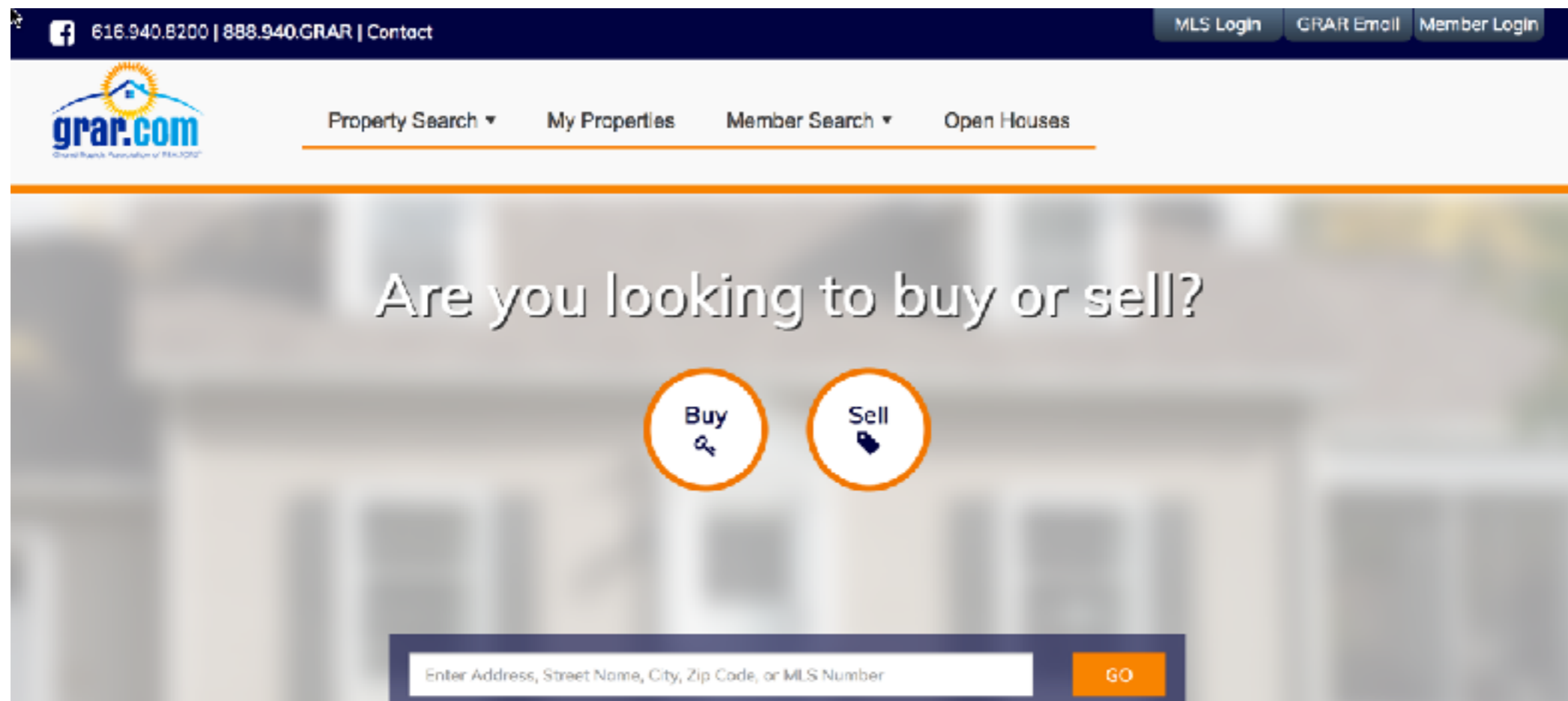
Custom roles

Try the user role editor plugin (<https://wordpress.org/plugins/user-role-editor/>)

- Shortcode to show enclosed content to the users with selected roles only.
- Posts and pages view restrictions for selected roles.

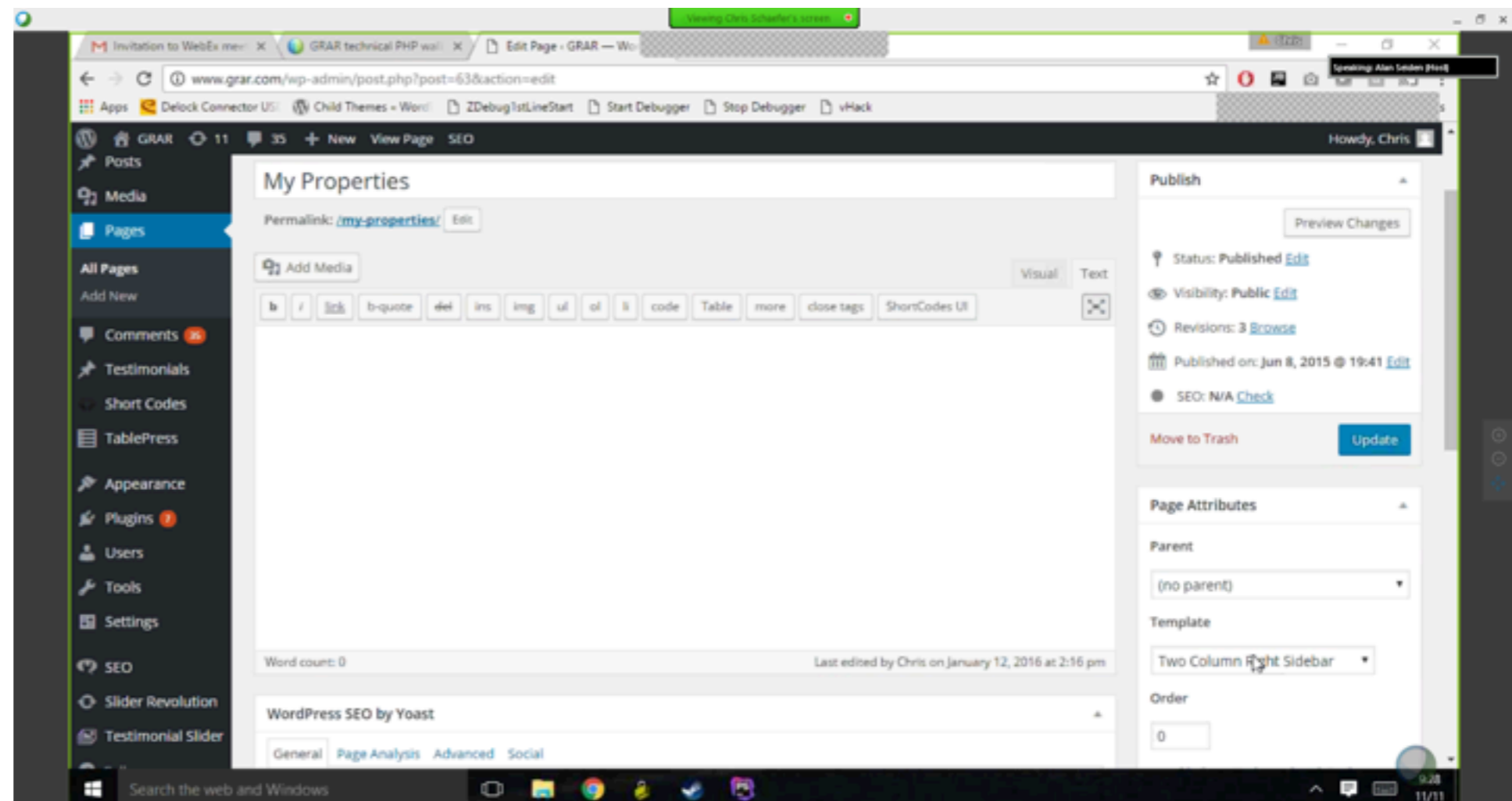
GRAR case study

- Public site based on WordPress on IBM i that calls RPG stored procedures
- <http://www.grar.com/> with help from Arbor Solutions



GRAR used WP as portal

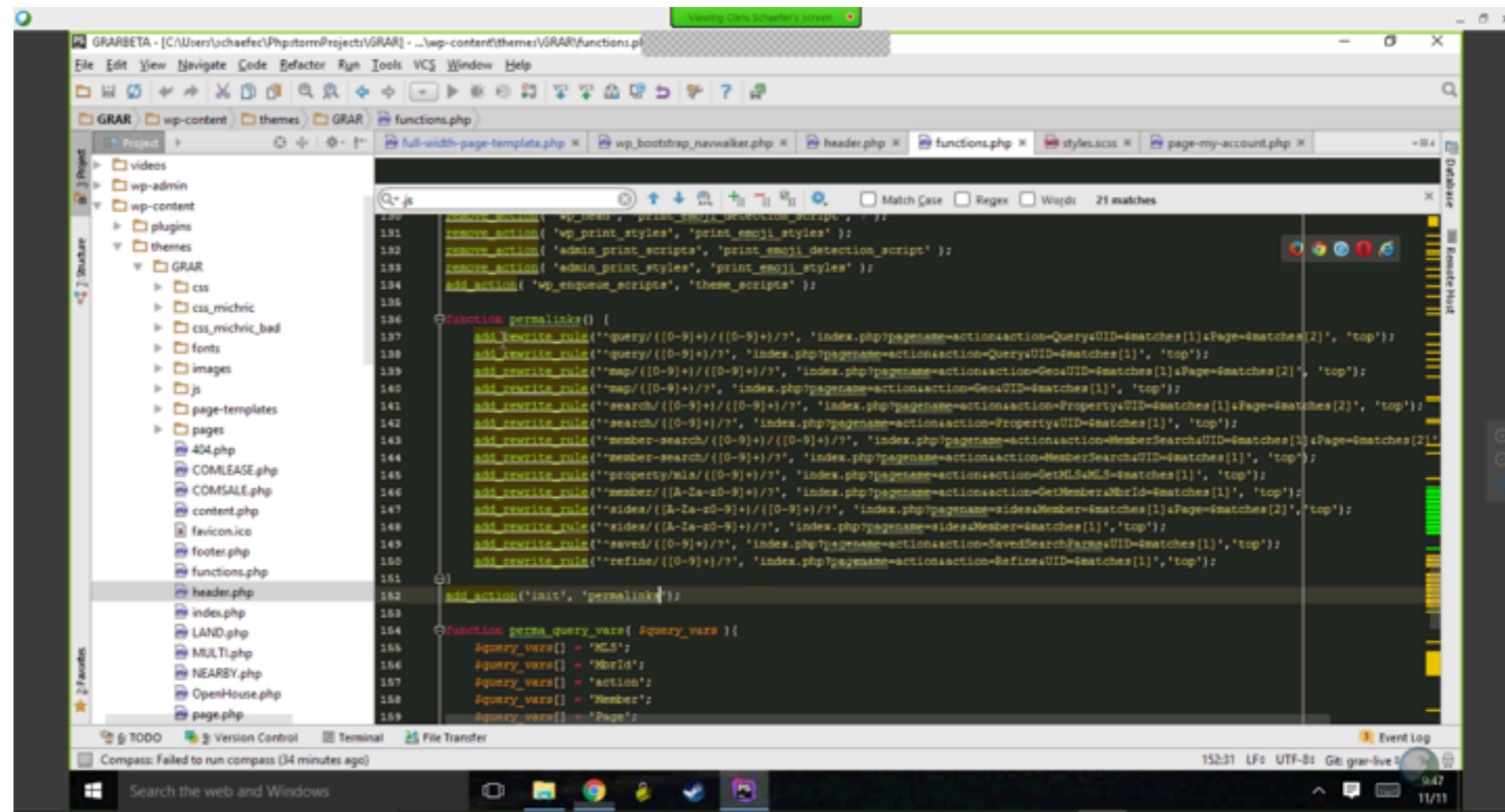
- WP provides marketing site, themes, good look
- Special pages used naming convention to include custom PHP code (they didn't have includeme plugin)



Custom PHP code used

- Security/access to pages
- Calling RPG stored procedures for heavy logic

- Live demo



```
131 remove_action( 'wp_enqueue_scripts', 'print_emoji_detection_script', 7 );
132 remove_action( 'admin_print_styles', 'print_emoji_styles' );
133 remove_action( 'admin_print_scripts', 'print_emoji_detection_script' );
134 add_action( 'wp_enqueue_scripts', 'theme_scripts' );
135
136
137 function permalinks() {
138     add_rewrite_rule( 'query/([0-9]+)/([0-9]+)/?', 'index.php?page=action&action=Query&UID=#matches[1]&Page=#matches[2]', 'top' );
139     add_rewrite_rule( 'query/([0-9]+)/?', 'index.php?page=action&action=Query&UID=#matches[1]', 'top' );
140     add_rewrite_rule( 'map/([0-9]+)/([0-9]+)/?', 'index.php?page=action&action=Geo&UID=#matches[1]&Page=#matches[2]', 'top' );
141     add_rewrite_rule( 'map/([0-9]+)/?', 'index.php?page=action&action=Geo&UID=#matches[1]', 'top' );
142     add_rewrite_rule( 'search/([0-9]+)/([0-9]+)/?', 'index.php?page=action&action=Property&UID=#matches[1]&Page=#matches[2]', 'top' );
143     add_rewrite_rule( 'search/([0-9]+)/?', 'index.php?page=action&action=Property&UID=#matches[1]', 'top' );
144     add_rewrite_rule( 'member-search/([0-9]+)/([0-9]+)/?', 'index.php?page=action&action=MemberSearch&UID=#matches[1]&Page=#matches[2]', 'top' );
145     add_rewrite_rule( 'member-search/([0-9]+)/?', 'index.php?page=action&action=MemberSearch&UID=#matches[1]', 'top' );
146     add_rewrite_rule( 'property/mla/([0-9]+)/?', 'index.php?page=action&action=GetMLS&UID=#matches[1]', 'top' );
147     add_rewrite_rule( 'member/([A-Za-z0-9]+)/?', 'index.php?page=action&action=GetMember&MbrId=#matches[1]', 'top' );
148     add_rewrite_rule( 'sides/([A-Za-z0-9]+)/([0-9]+)/?', 'index.php?page=action&action=Sides&Member=#matches[1]&Page=#matches[2]', 'top' );
149     add_rewrite_rule( 'sides/([A-Za-z0-9]+)/?', 'index.php?page=action&action=Sides&Member=#matches[1]', 'top' );
150     add_rewrite_rule( 'saved/([0-9]+)/?', 'index.php?page=action&action=SavedSearch&args&UID=#matches[1]', 'top' );
151     add_rewrite_rule( 'refine/([0-9]+)/?', 'index.php?page=action&action=Refine&UID=#matches[1]', 'top' );
152 }
153 add_action( 'init', 'permalinks' );
154
155 function pcrba_query_vars( $query_vars ) {
156     $query_vars[] = 'MLS';
157     $query_vars[] = 'MbrId';
158     $query_vars[] = 'action';
159     $query_vars[] = 'Member';
160     $query_vars[] = 'Page';
161 }
```

Contact and tips

Alan Seiden

Seiden Group

Ho-Ho-Kus, NJ

Free newsletter:

<http://seidengroup.com/tips>



alan@seidengroup.com • 201-447-2437 • twitter: @alanseiden